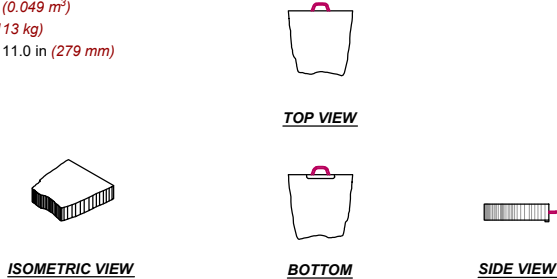
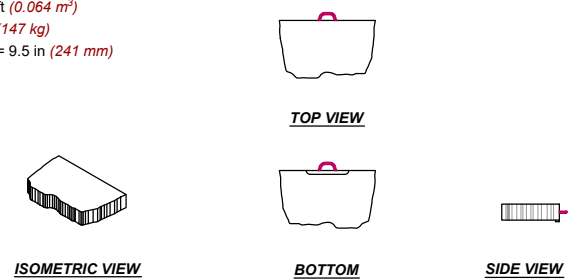


**24 in x 6 in (610 mm x 152 mm) RETAINING BLOCK**

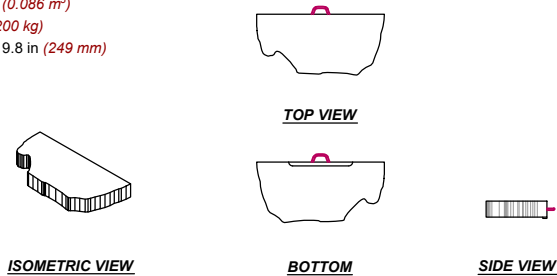
Height = 6.0 in (152 mm)  
 Width = 20.6 in (523 mm)  
 Length = 24.1 in (612 mm)  
 Block Setback = 1.5 in (38 mm)  
 Volume = 1.725 cft (0.049 m<sup>3</sup>)  
 Weight = 250 lbs (113 kg)  
 Center of Gravity = 11.0 in (279 mm)

**36 in x 6 in (914 mm x 152 mm) RETAINING BLOCK**

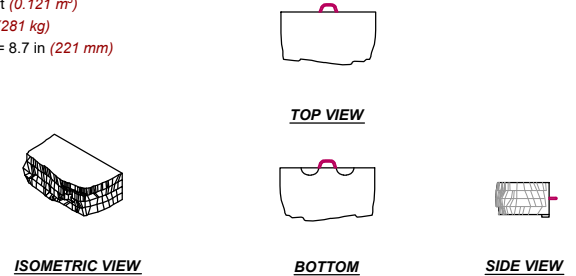
Height = 6.0 in (152 mm)  
 Width = 17.9 in (455 mm)  
 Length = 35.8 in (909 mm)  
 Block Setback = 1.5 in (38 mm)  
 Volume = 2.244 cft (0.064 m<sup>3</sup>)  
 Weight = 324 lbs (147 kg)  
 Center of Gravity = 9.5 in (241 mm)

**48 in x 6 in (1219 mm x 152 mm) RETAINING BLOCK**

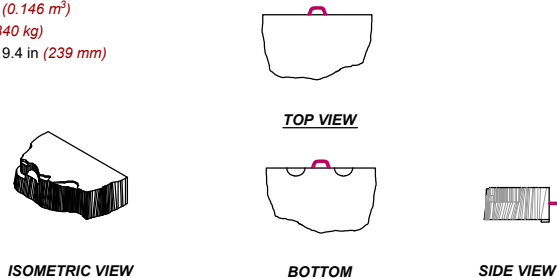
Height = 6.0 in (152 mm)  
 Width = 18.3 in (465 mm)  
 Length = 48.0 in (1219 mm)  
 Block Setback = 1.5 in (38 mm)  
 Volume = 3.053 cft (0.086 m<sup>3</sup>)  
 Weight = 442 lbs (200 kg)  
 Center of Gravity = 9.8 in (249 mm)

**36 in x 12 in (914 mm x 305 mm) RETAINING BLOCK**

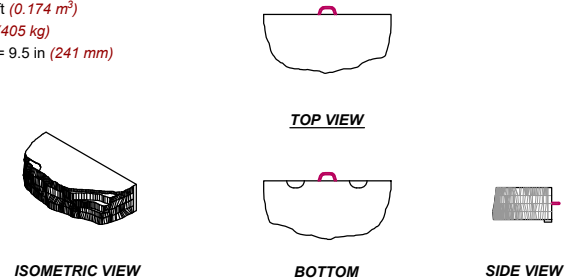
Height = 12.0 in (305 mm)  
 Width = 17.4 in (442 mm)  
 Length = 35.5 in (902 mm)  
 Block Setback = 3.0 in (76 mm)  
 Volume = 4.279 cft (0.121 m<sup>3</sup>)  
 Weight = 620 lbs (281 kg)  
 Center of Gravity = 8.7 in (221 mm)

**42 in x 12 in (1067 mm x 305 mm) RETAINING BLOCK**

Height = 12.0 in (305 mm)  
 Width = 18.2 in (462 mm)  
 Length = 40.9 in (1039 mm)  
 Block Setback = 3.0 in (76 mm)  
 Volume = 5.168 cft (0.146 m<sup>3</sup>)  
 Weight = 749 lbs (340 kg)  
 Center of Gravity = 9.4 in (239 mm)

**48 in x 12 in (1219 mm x 305 mm) RETAINING BLOCK**

Height = 12.0 in (305 mm)  
 Width = 18.6 in (472 mm)  
 Length = 47.8 in (1214 mm)  
 Block Setback = 3.0 in (76 mm)  
 Volume = 6.162 cft (0.174 m<sup>3</sup>)  
 Weight = 893 lbs (405 kg)  
 Center of Gravity = 9.5 in (241 mm)

**NOTES:**

- The block properties shown here are average values of Rosetta® Hardscapes blocks.
- These blocks are schematic representations of Rosetta® Hardscapes blocks. They do not show full texture or all block projections. They are approximate and are intended for preliminary planning purposes only. Blocks are not drawn to scale.
- Block weights shown are based on an assumed concrete unit weight of 145 lb/ft<sup>3</sup> (22.8 kN/m<sup>3</sup>).
- Actual weights and volumes may vary.
- Center of gravity shown is measured from the back of the blocks.
- Average block width shown is calculated by dividing the block volume by the length at the back of the block and height at the center of gravity.

DRAWN BY:  
EGS

APPROVED BY:  
LBH

DATE:  
02JUN2025

SHEET NO.:  
1 of 2

TITLE:

## OUTCROPPING SCHEMATIC RETAINING BLOCKS

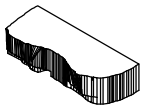
DRAWING FILE:  
Outcropping Schematic Retaining Blocks 02JUN2025.dwg

**ROSETTA**  
**HARDSCAPES, LLC**

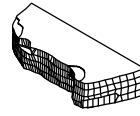
3890 Charlevoix Ave, Suite 310 CHARLEVOIX, MI 49770  
 844-367-9763 • 231-237-9656 Fax • [www.discoverrosetta.com](http://www.discoverrosetta.com)

**54 in x 12 in (1372 mm x 305 mm) RETAINING BLOCK**

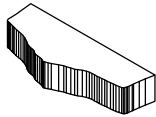
Height = 12.0 in (305 mm)  
 Width = 17.6 in (447 mm)  
 Length = 53.7 in (1364 mm)  
 Block Setback = 3.0 in (76 mm)  
 Volume = 6.554 cft (0.186 m<sup>3</sup>)  
 Weight = 950 lbs (431 kg)  
 Center of Gravity = 8.9 in (226 mm)

ISOMETRIC VIEWTOP VIEWBOTTOMSIDE VIEW**60 in x 12 in (1524 mm x 305 mm) RETAINING BLOCK**

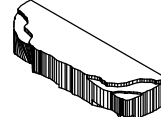
Height = 12.0 in (305 mm)  
 Width = 18.4 in (467 mm)  
 Length = 59.7 in (1516 mm)  
 Block Setback = 3.0 in (76 mm)  
 Volume = 7.604 cft (0.215 m<sup>3</sup>)  
 Weight = 1103 lbs (500 kg)  
 Center of Gravity = 9.8 in (249 mm)

ISOMETRIC VIEWTOP VIEWBOTTOMSIDE VIEW**65 in x 12 in (1676 mm x 305 mm) RETAINING BLOCK**

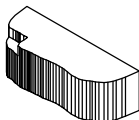
Height = 11.9 in (302 mm)  
 Width = 17.3 in (439 mm)  
 Length = 65.8 in (1671 mm)  
 Block Setback = 3.0 in (76 mm)  
 Volume = 7.860 cft (0.223 m<sup>3</sup>)  
 Weight = 1140 lbs (517 kg)  
 Center of Gravity = 9.2 in (234 mm)

ISOMETRIC VIEWTOP VIEWBOTTOMSIDE VIEW**72 in x 12 in (1829 mm x 305 mm) RETAINING BLOCK**

Height = 11.9 in (302 mm)  
 Width = 18.0 in (457 mm)  
 Length = 71.7 in (1821 mm)  
 Block Setback = 3.0 in (76 mm)  
 Volume = 8.926 cft (0.253 m<sup>3</sup>)  
 Weight = 1294 lbs (587 kg)  
 Center of Gravity = 9.4 in (239 mm)

ISOMETRIC VIEWTOP VIEWBOTTOMSIDE VIEW**60 in x 18 in (1524 mm x 457 mm) RETAINING BLOCK**

Height = 18.0 in (457 mm)  
 Width = 18.2 in (462 mm)  
 Length = 59.5 in (1511 mm)  
 Block Setback = 4.5 in (114 mm)  
 Volume = 11.266 cft (0.319 m<sup>3</sup>)  
 Weight = 1633 lbs (741 kg)  
 Center of Gravity = 9.6 in (244 mm)

ISOMETRIC VIEWTOP VIEWBOTTOMSIDE VIEW**48 in x 24 in (1219 mm x 610 mm) RETAINING BLOCK**

Height = 24.0 in (610 mm)  
 Width = 18.9 in (480 mm)  
 Length = 47.4 in (1204 mm)  
 Block Setback = 6.0 in (152 mm)  
 Volume = 12.420 cft (0.352 m<sup>3</sup>)  
 Weight = 1801 lbs (817 kg)  
 Center of Gravity = 9.9 in (251 mm)

ISOMETRIC VIEWTOP VIEWBOTTOMSIDE VIEW**NOTES:**

- The block properties shown here are average values of Rosetta® Hardscapes blocks.
- These blocks are schematic representations of Rosetta® Hardscapes blocks. They do not show full texture or all block projections. They are approximate and are intended for preliminary planning purposes only. Blocks are not drawn to scale.
- Block weights shown are based on an assumed concrete unit weight of 145 lb/ft<sup>3</sup> (22.8 kN/m<sup>3</sup>).
- Actual weights and volumes may vary.
- Center of gravity shown is measured from the back of the blocks.
- Average block width shown is calculated by dividing the block volume by the length at the back of the block and height at the center of gravity.

DRAWN BY:  
EGS

APPROVED BY:  
LBH

DATE:  
02JUN2025

SHEET NO. :  
2 of 2

TITLE:

## OUTCROPPING SCHEMATIC RETAINING BLOCKS

DRAWING FILE:  
Outcropping Schematic Retaining Blocks 02JUN2025.dwg

**ROSETTA**  
HARDSCAPES, LLC

3890 Charlevoix Ave, Suite 310 CHARLEVOIX, MI 49770  
 844-367-9763 • 231-237-9656 Fax • [www.discoverrosetta.com](http://www.discoverrosetta.com)