


ROSETTA®

AMARO
PAVER




www.rosettahardscapes.com

FEATURES


- 12 textures provide a reclaimed brick aesthetic with consistent quality
- Rich, bold colors create perfect accents to make every project pop
- The paver can be placed with one hand to speed up installation
- Suitable for residential vehicular traffic



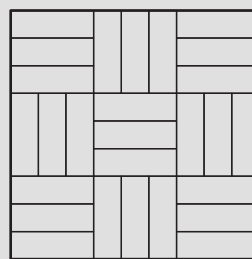
PATIO LAYOUTS



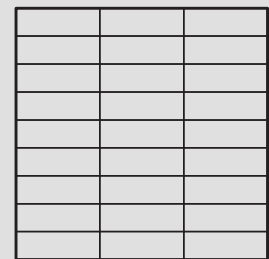
RUNNING BOND



HERRINGBONE

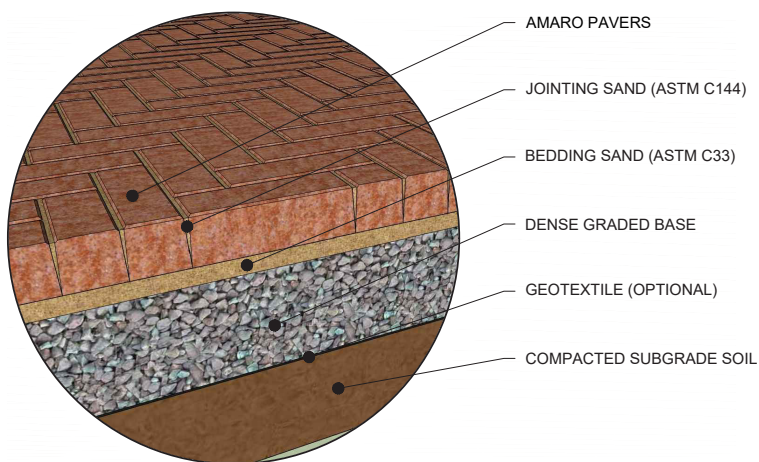


BASKET WEAVE



STACK BOND

AMARO PAVER CROSS-SECTION (on-grade installation)



DIMENSIONS (Pallet & Paver)

PALLET

Weight: ±2,300 lb (±1,043 kg) (inc. pallet)
 Coverage: 72 sq ft (22 sq m)
 Linear Feet (Soldier Course): 96 ft (29 m)
 Linear Feet (Sailor Course): 288 ft (88 m)
 Layers Per Pallet: 8
 Pavers Per Layer: 48

PAVER

Dimensions: 9 x 3 x 2.75 in (229 x 76 x 70 mm)
 Weight: ±6 lb (±3 kg)
 Coverage: .1875 sq ft (0.057 sq m)
 Units Per Pallet: 384