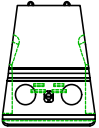

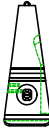



60" BOTTOM BLOCK

  
TOP VIEW

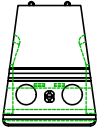
  
SIDE VIEW

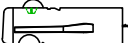
60" BOTTOM HALF BLOCK

  
TOP VIEW

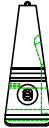
  
SIDE VIEW


60" MIDDLE BLOCK

  
TOP VIEW


  
SIDE VIEW


60" MIDDLE HALF BLOCK

  
TOP VIEW


  
SIDE VIEW


41" BOTTOM BLOCK

  
TOP VIEW


  
SIDE VIEW


41" BOTTOM HALF BLOCK

  
TOP VIEW


  
SIDE VIEW


41" MIDDLE BLOCK

  
TOP VIEW


  
SIDE VIEW


41" MIDDLE HALF BLOCK

  
TOP VIEW


  
SIDE VIEW


(41" SERIES) PLANTER MIDDLE BLOCK

  
TOP VIEW


  
SIDE VIEW


(41" SERIES) PLANTER MIDDLE HALF BLOCK

  
TOP VIEW


  
SIDE VIEW


41" BOTTOM PC BLOCK

  
TOP VIEW


  
SIDE VIEW


41" MIDDLE PC BLOCK

  
TOP VIEW


  
SIDE VIEW


R-41HC  
Redi-Rock 41 in Hollow-Core Retaining Block

  
TOP VIEW


  
SIDE VIEW


28" BOTTOM BLOCK

  
TOP VIEW


  
SIDE VIEW


28" BOTTOM HALF BLOCK

  
TOP VIEW


  
SIDE VIEW


28" MIDDLE BLOCK

  
TOP VIEW


  
SIDE VIEW


28" MIDDLE HALF BLOCK

  
TOP VIEW


  
SIDE VIEW


28" TOP BLOCK

  
TOP VIEW


  
SIDE VIEW


28" TOP HALF BLOCK

  
TOP VIEW


  
SIDE VIEW


28" BOTTOM PC BLOCK

  
TOP VIEW


  
SIDE VIEW


28" MIDDLE PC BLOCK

  
TOP VIEW


  
SIDE VIEW


28" TOP PC BLOCK

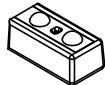
  
TOP VIEW

  
SIDE VIEW


CORNER MIDDLE BLOCK


  
TOP VIEW

  
SIDE VIEW


  
END VIEW


CORNER MIDDLE HALF BLOCK

  
TOP VIEW


  
SIDE VIEW


CORNER TOP BLOCK

  
TOP VIEW


  
SIDE VIEW


CORNER TOP HALF BLOCK

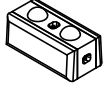
  
TOP VIEW

  
SIDE VIEW


FREESTANDING BOTTOM BLOCK


  
TOP VIEW

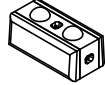
  
SIDE VIEW

  
END VIEW

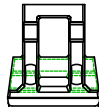
FREESTANDING MIDDLE BLOCK

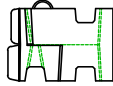
  
TOP VIEW

  
SIDE VIEW


  
END VIEW

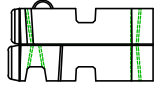
R-5236HC  
Redi-Rock 52XL Hollow-Core Retaining Block

  
TOP VIEW

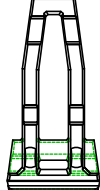
  
SIDE VIEW

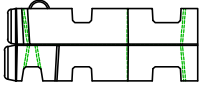
R-7236HC  
Redi-Rock 72XL Hollow-Core Retaining Block

  
TOP VIEW


  
SIDE VIEW


R-9636HC  
Redi-Rock 96XL Hollow-Core Retaining Block

  
TOP VIEW


  
SIDE VIEW


F-HC  
Freestanding Hollow-Core

  
TOP VIEW


  
END VIEW


F-HHC  
Freestanding Half Hollow-Core

  
TOP VIEW

  
END VIEW

A-2SC  
TWO-SIDED CAP

  
TOP VIEW

  
SIDE VIEW