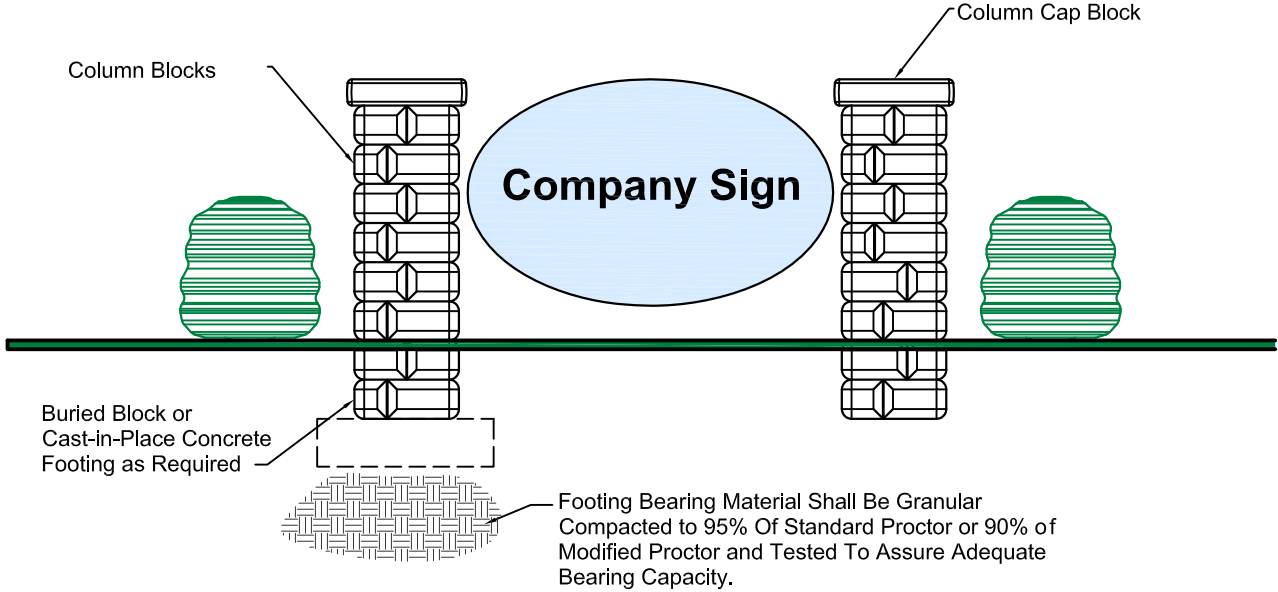



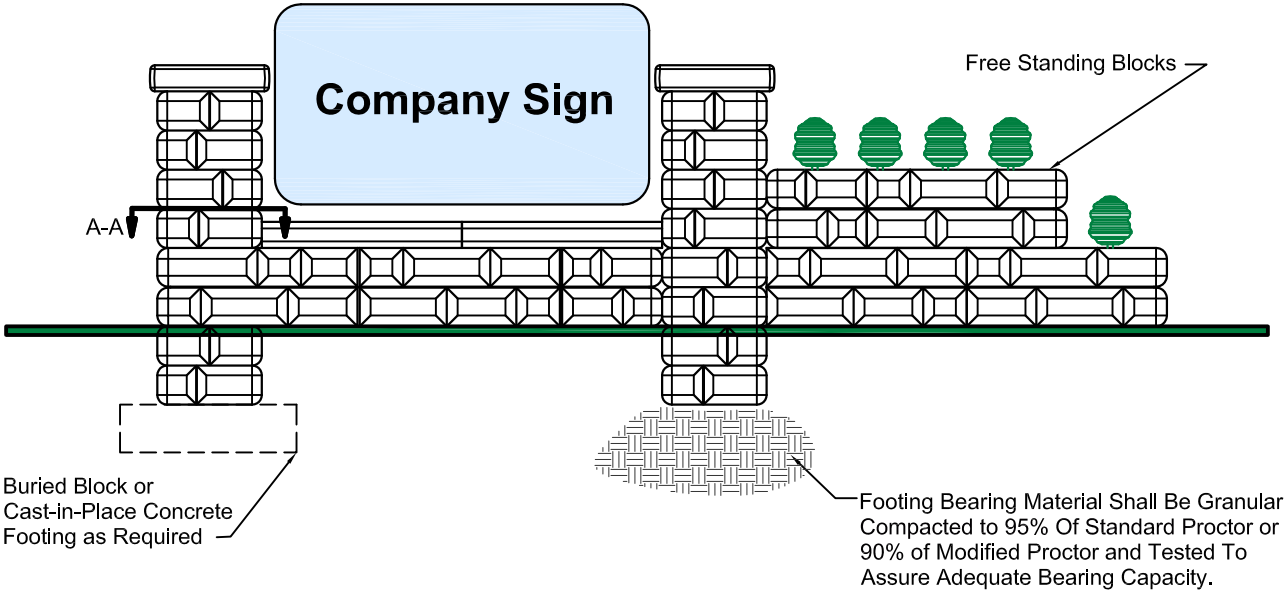
Columns with Sign



Steel reinforcement from footing and grouted column core as required by design (Typical for all columns)



SECTION A-A



This drawing is for reference only. Determination of the suitability and/or manner of use of any details contained in this document is the sole responsibility of the design engineer of record. Final project designs, including all construction details, shall be prepared by a licensed professional engineer using the actual conditions of the proposed site.

DRAWN BY:	JRJ
APPROVED BY:	JRJ
DATE:	06-22-2015
SHEET:	1 of 1

TITLE:	<h2>Columns with Sign</h2>	
FILE:		5 Columns with Sign 062215.dwg

REDI-ROCK®

05481 US 31 SOUTH, CHARLEVOIX, MI 49720
 (866) 222-8400 ext 3010 • engineering@redi-rock.com
www.redi-rock.com