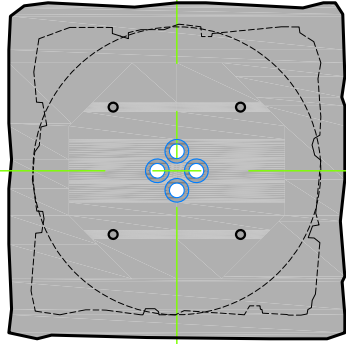
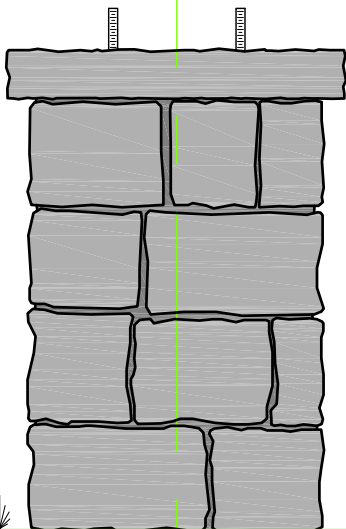
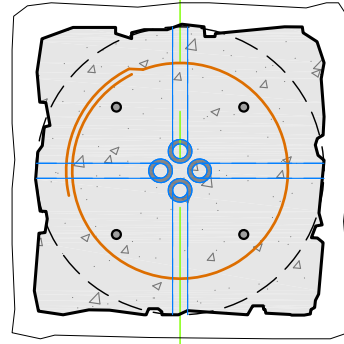


TOP VIEW



HORIZONTAL SECTION



ANCHOR RODS

STEEL REINFORCING

BACKFILL MATERIAL.
COMPACT PER SPECS.

GRADE LINE

PVC ELEC
CONDUITS

ROUND PORTION
BELOW GRADE

STONE FOUNDATION

28"±1" [710±26mm] TEXTURED

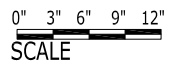
4"±½" [102±13mm]

FINISHED TEXTURE = 36"±¼" [914±6mm]

BURY DEPTH PER DESIGN

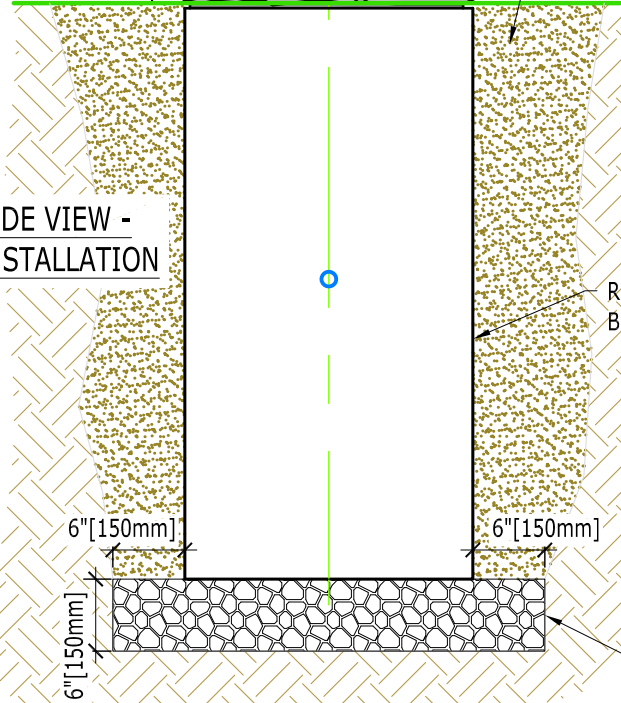
24"±½" [600±13mm] DIA.

VERTICAL SECTION



GROUND SURFACE

SIDE VIEW -
INSTALLATION



DRAWN BY:	BWL/NWL
SCALE:	3/4" = 1'-0"
DATE:	20AUG2018
SHEET:	1 of 1

TITLE:	SQUARE LEDGESTONE POLE BASE™
FILE:	POLE BASE DRAWINGS 082018.dwg

