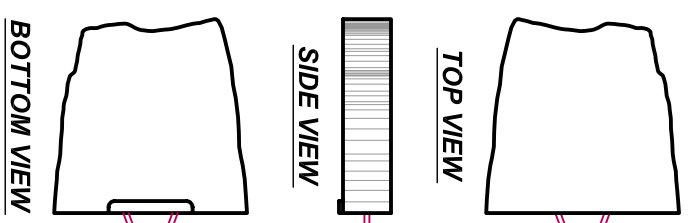
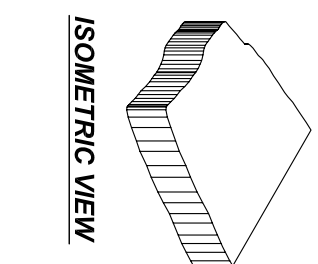
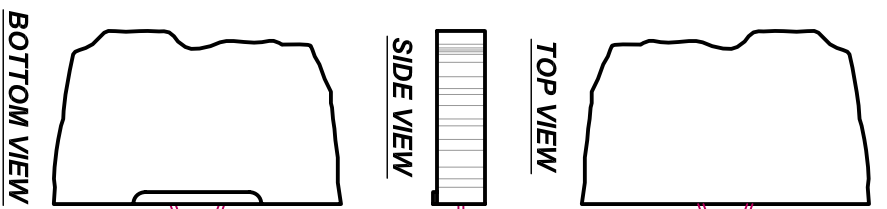
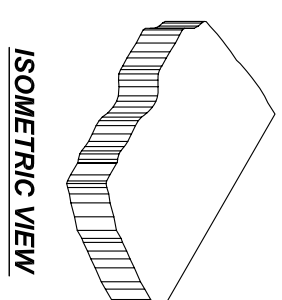


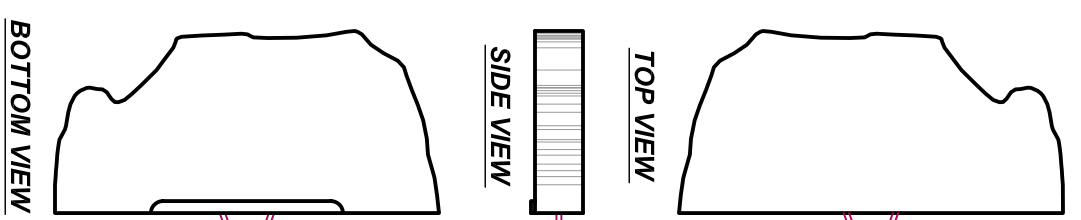
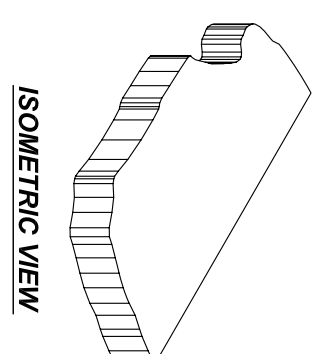
6" x 2" (15.2 cm x 61.0 cm) BLOCK
 Height = 6.0" (15.2 cm)
 Width = 20.0" (50.8 cm)
 Length = 24.1" (61.2 cm)
 Block Setback = 1.5" (3.8 cm)
 Volume = 1,225 cft (0.049 m³)
 Weight = 250 lbs (113 kg)
 Center of Gravity = 11.0" (27.9 cm)



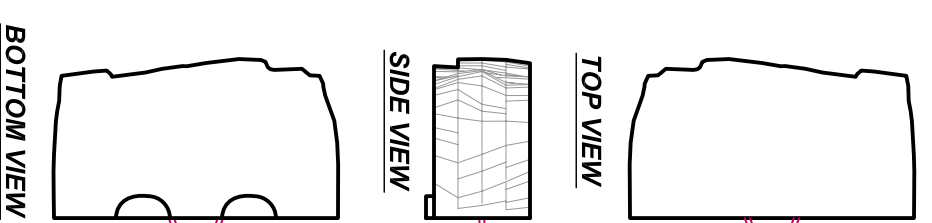
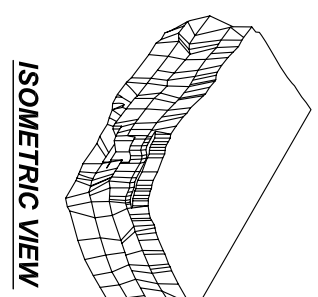
6" x 3" (15.2 cm x 91.4 cm) BLOCK
 Height = 6.0" (15.2 cm)
 Width = 17.9" (45.5 cm)
 Length = 35.8" (90.9 cm)
 Block Setback = 1.5" (3.8 cm)
 Volume = 2,244 cft (0.064 m³)
 Weight = 324 lbs (147 kg)
 Center of Gravity = 9.5" (24.1 cm)



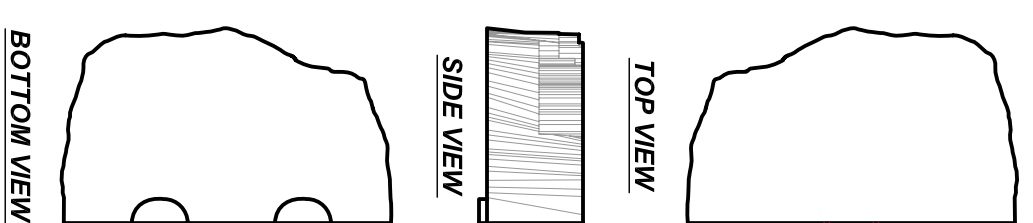
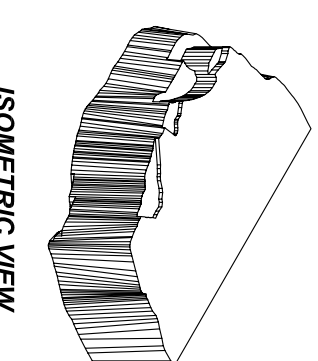
6" x 4" (15.2 cm x 121.9 cm) BLOCK
 Height = 6.0" (15.2 cm)
 Width = 18.3" (46.5 cm)
 Length = 48.0" (121.9 cm)
 Block Setback = 1.5" (3.8 cm)
 Volume = 3,033 cft (0.086 m³)
 Weight = 442 lbs (200 kg)
 Center of Gravity = 9.8" (24.9 cm)



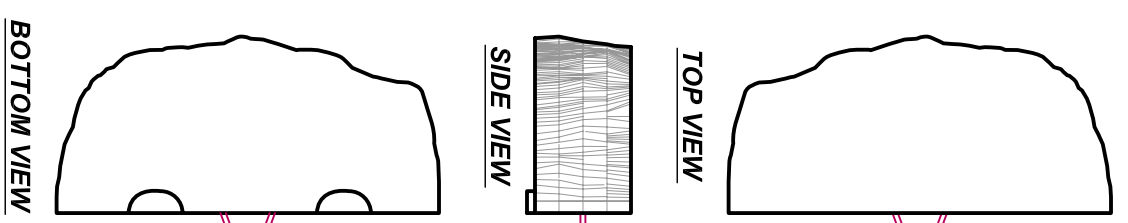
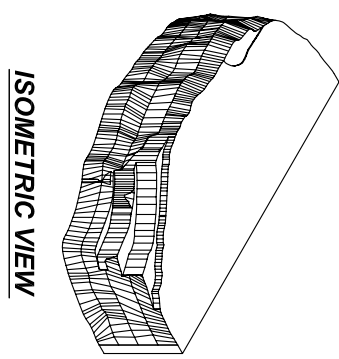
12" x 3" (30.5 cm x 91.4 cm) BLOCK
 Height = 12.0" (30.5 cm)
 Width = 17.4" (44.2 cm)
 Length = 35.5" (90.2 cm)
 Block Setback = 3.0" (7.6 cm)
 Volume = 4,279 cft (0.121 m³)
 Weight = 820 lbs (381 kg)
 Center of Gravity = 8.2" (21.0 cm)




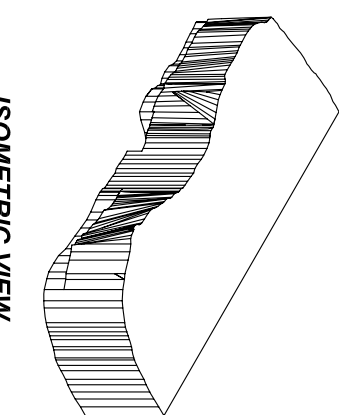
12" x 3.5" (30.5 cm x 106.7 cm) BLOCK
 Height = 12.0" (30.5 cm)
 Width = 18.2" (46.2 cm)
 Length = 40.9" (103.9 cm)
 Block Setback = 3.0" (7.6 cm)
 Volume = 5,168 cft (0.146 m³)
 Weight = 749 lbs (340 kg)
 Center of Gravity = 9.4" (23.9 cm)



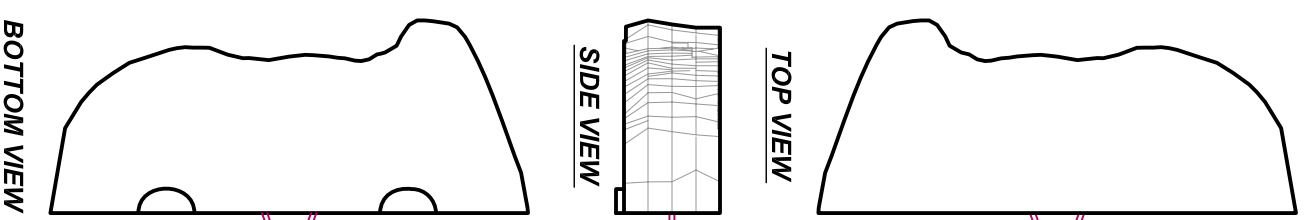
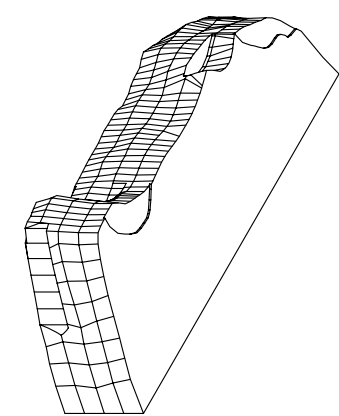
12" x 2" (30.5 cm x 121.9 cm) BLOCK
 Height = 12.0" (30.5 cm)
 Width = 18.0" (45.7 cm)
 Length = 47.8" (121.4 cm)
 Block Setback = 3.0" (7.6 cm)
 Volume = 6,162 cft (0.174 m³)
 Weight = 893 lbs (405 kg)
 Center of Gravity = 9.5" (24.1 cm)



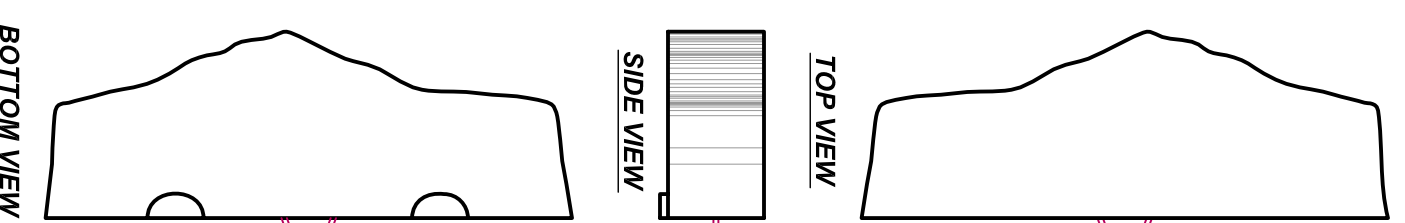
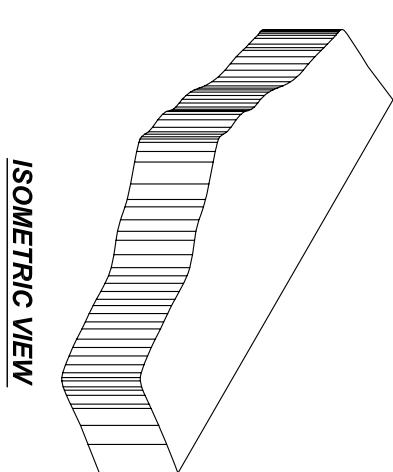
12" x 4" (30.5 cm x 137.2 cm) BLOCK
 Height = 12.0" (30.5 cm)
 Width = 17.6" (44.7 cm)
 Length = 53.7" (136.4 cm)
 Block Setback = 3.0" (7.6 cm)
 Volume = 6,554 cft (0.186 m³)
 Weight = 950 lbs (431 kg)
 Center of Gravity = 8.9" (22.6 cm)



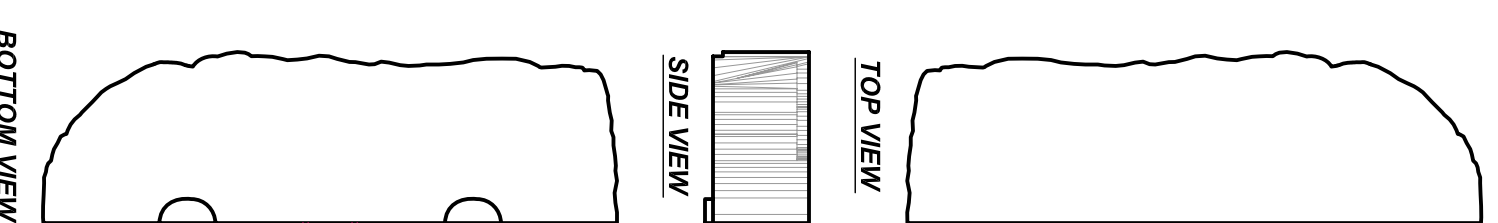
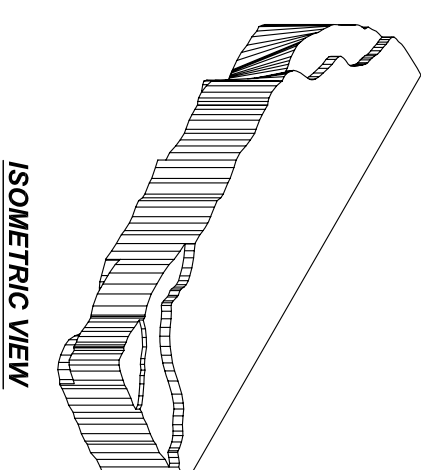
12" x 5" (30.5 cm x 152.4 cm) BLOCK
 Height = 12.0" (30.5 cm)
 Width = 18.4" (46.7 cm)
 Length = 59.7" (151.6 cm)
 Block Setback = 3.0" (7.6 cm)
 Volume = 7,604 cft (0.215 m³)
 Weight = 1,103 lbs (500 kg)
 Center of Gravity = 9.8" (24.9 cm)



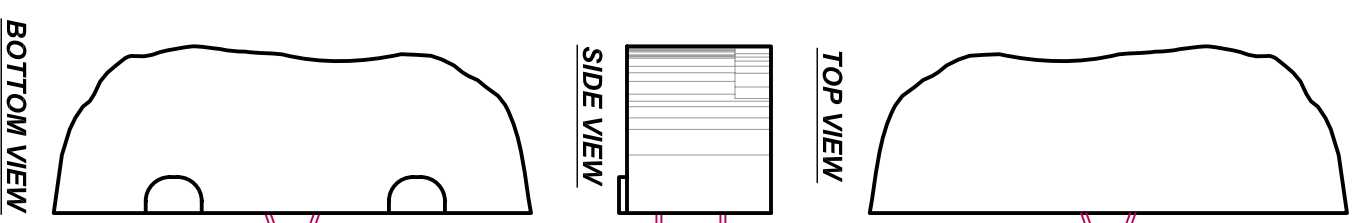
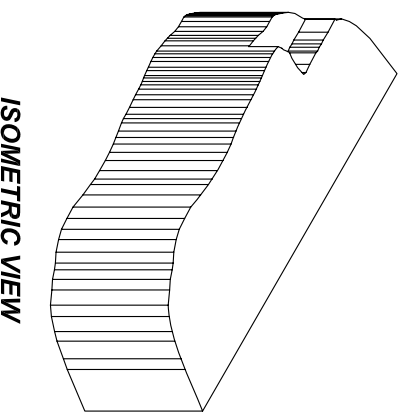
12" x 5.5" (30.5 cm x 167.6 cm) BLOCK
 Height = 11.9" (30.2 cm)
 Width = 17.3" (43.9 cm)
 Length = 65.5" (166.7 cm)
 Block Setback = 3.0" (7.6 cm)
 Volume = 7,860 cft (0.223 m³)
 Weight = 1,140 lbs (517 kg)
 Center of Gravity = 9.2" (23.4 cm)




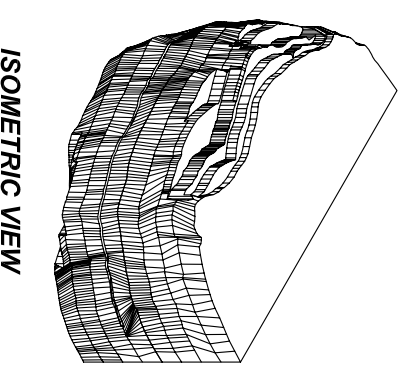
12" x 6" (30.5 cm x 182.9 cm) BLOCK
 Height = 11.9" (30.2 cm)
 Width = 18.0" (45.7 cm)
 Length = 71.7" (182.1 cm)
 Block Setback = 3.0" (7.6 cm)
 Volume = 8,926 cft (0.253 m³)
 Weight = 1,294 lbs (587 kg)
 Center of Gravity = 9.4" (23.9 cm)



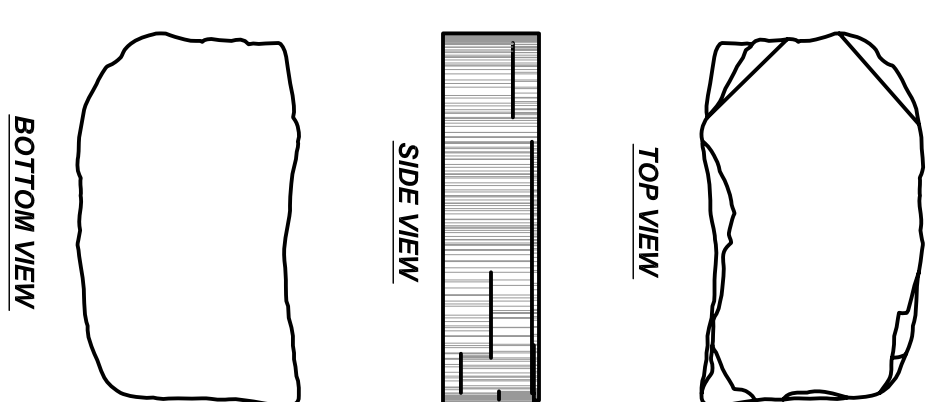
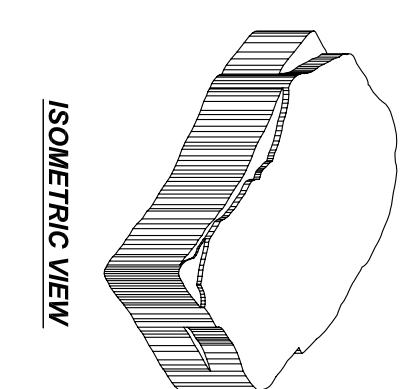
18" x 5" (45.7 cm x 152.4 cm) BLOCK
 Height = 18.0" (45.7 cm)
 Width = 18.2" (46.2 cm)
 Length = 59.5" (151.1 cm)
 Block Setback = 4.5" (11.4 cm)
 Volume = 11,286 cft (0.319 m³)
 Weight = 1,833 lbs (831 kg)
 Center of Gravity = 9.6" (24.4 cm)



24" x 4" (61.0 cm x 121.9 cm) BLOCK
 Height = 24.0" (61.0 cm)
 Width = 18.9" (48.0 cm)
 Length = 47.4" (120.4 cm)
 Block Setback = 6.0" (15.2 cm)
 Volume = 12,420 cft (0.353 m³)
 Weight = 1,901 lbs (867 kg)
 Center of Gravity = 9.9" (25.1 cm)



FOUR SIDED CORNER BLOCK
 Nominal Height = 12" (30 cm)
 Nominal Width = 30" (76 cm)
 Nominal Length = 48" (122 cm)
 Approximate Weight = 1,170 lbs (530 kg)



- NOTES:**
- The block properties shown here are average values of Rosetta's® Hardscape blocks.
 - These blocks are schematic representations of Rosetta's® Hardscape blocks. They do not show full feature or all block projections. They are approximate and are intended for preliminary planning purposes only.
 - Block weights shown are based on an assumed concrete unit weight of 145 lb/ft³ (22.8 kN/m³).
 - Actual weights and volumes may vary.
 - Center of gravity shown is measured from the back of the blocks.
 - Average block width shown is calculated by dividing the block volume by the length at the back of the block and height at the center of gravity.
 - Rosetta® blocks are manufactured with alternating sides up, providing 24 different block faces from the 12 standard retaining wall blocks.